






Suction nozzles
Extraction hoods
Extraction booth
Extraction arms
Suction hoses
Extractor connection plates
Monitoring
Laser protection booths
Miscellaneous accessories



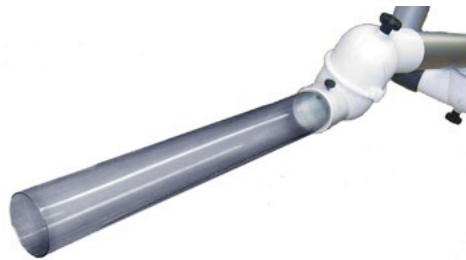


SUCTION NOZZLES	3	EXTRACTION ARMS	20	SUCTION MONITORING	40
Slot nozzles	3	Arms	20	Monitoring	40
Pipe nozzles	8	Arms acc	26		
Funnel nozzles	10				
Holder for nozzles	11				
EXTRACTION HOODS	12	SUCTION HOSES	28	LASER PROTECTION BOOTHS	42
Extraction hoods	12	Suction hoses	28	Laser protection booths	42
Funnel hoods	13	Suction hoses acc	33	Laser protection booths acc	44
Single slot hoods	14				
Multi slot hoods	15				
EXTRACTION BOOTH	17	EXTRACTOR CONNECTION PLATES	37	MISCELLANEOUS ACCESSORIES	45
Booth	17	Connection plates	37	Miscellaneous accessories	45
Booth with rear wall	19				




SUCTION NOZZLES

accessory type	article number	article description	
Slot nozzles	MKFSD09	Slit suction nozzle made of PE Technical data: Slit width: 90 mm Slit height: 8 mm Connection diameter: 40 mm Total L x W x H: 300 x 95 x 65 mm	
	MKFSD10	Slit suction nozzle made of anodised aluminium sheet. Nozzle connected by the MKFALUMU connection muff, NW50 hoses or extraction arms of the MKFAB NW50 series. Technical data: Slit width: 95 mm Slit height: 22 mm Connection diameter: 50 mm Total L x W x H: 210 x 110 x 95 mm	
	MKFSD12	Slit suction nozzle with optimised capture opening made of black powder-coated, die-cast aluminium. Nozzle connected by the MKFMU connection muff. Technical data: Slit width: 110 mm Slit height: 6 mm Connection diameter: 50 mm Total L x W x H: 135 x 120 x 100 mm	




SUCTION NOZZLES

accessory type	article number	article description	
Slot nozzles	MKFSD15	<p>Slit suction nozzle with optimised capture opening made of die-cast aluminium. Nozzle connected by the MKFMU connection muff.</p> <p>Technical data: Slit width: 150 mm Slit height: 8 mm Connection diameter: 45 mm Total L x W x H: 100 x 150 x 75 mm</p>	
	MKFALR50	<p>Slit aluminium tubular suction nozzle, silver power-coated. Nozzle connected by the MKF ALUMU connection muff, NW50 hoses or extraction arms of the MKF AB NW50 series.</p> <p>Technical data: Slit width: 280 mm Slit height: 5-10 mm, conical Connection diameter: 50 mm Total D x L : 50 x 330 mm</p>	
	MKFARR	<p>Slit, transparent tubular suction nozzle. Nozzle connected by the MKF ALUMU connection muff, NW50 hoses or extraction arms of the MKF AB NW50 series.</p> <p>Technical data: Slit width: 300 mm Slit height: 5-10 mm, conical Connection diameter: 50 mm Total D x L : 50 x 400 mm</p>	


SUCTION NOZZLES

accessory type	article number	article description	
Slot nozzles	MKFSD18	<p>Slit suction nozzle with optimised capture opening made of black plastic. Nozzle connected by the MKFMU connection muff or by plugging on the MKFMU63 muff.</p> <p>Technical data: Slit width: 156 mm Slit height: 5 mm Connection diameter: NW50 / 63 mm Total L x W x H: 200 x 180 x 85 mm</p>	
	MKFSD20	<p>Slit suction nozzle made of anodised aluminium sheet. Nozzle connected by the MKF ALUMU connection muff, NW50 hoses or extraction arms of the MKF AB NW50 series.</p> <p>Technical data: Slit width: 190 mm Slit height: 22 mm Connection diameter: 50 mm Total L x W x H: 210 x 210 x 95 mm</p>	
	MKFSD20E	<p>Slit suction nozzle made of anodised aluminium sheet in conductive version. Nozzle connected by the MKF ALUMU connection muff, NW50 hoses or extraction arms of the MKF AB NW50 series.</p> <p>Technical data: Slit width: 190 mm Slit height: 22 mm Connection diameter: 50 mm Total L x W x H: 210 x 210 x 95 mm</p>	




SUCTION NOZZLES

accessory type	article number	article description	
Slot nozzles	MKFSD22	Slit suction nozzle with optimised capture opening made of black powder-coated, die-cast aluminium. Nozzle connected by the MKFMU connection muff. Technical data: Slit width: 210 mm Slit height: 6 mm Connection diameter: 50 mm Total L x W x H: 142 x 220 x 100 mm	
	MKFSD36	Slit suction nozzle with optimised capture opening made of black plastic. Nozzle connected by the MKFMU connection muff. Technical data: Connection diameter: 50 mm Total L x W x H: 210 x 360 x 75 mm	
	INRSD25	Slit suction nozzle made of anodised aluminium sheet. Nozzle connected by NW75 hoses or extraction arms of the INR AB NW75 series. Technical data: Slit width: 230 mm Slit height: 40 mm Connection diameter: 75 mm Total L x W x H: 260 x 250 x 150 mm	



SUCTION NOZZLES

accessory type	article number	article description	
Slot nozzles	MKFMSD15	<p>Multi-slit suction nozzle with 12 capture openings in four rows made of black coated sheet steel. Nozzle connected by the MKF MU connection muff or by plugging on the MKF MU63 muff.</p> <p>Technical data: Slit width: 40 mm each Slit height: 7 mm each Connection diameter: 50/63 mm Total L x W x H: 180 x 80 x 80 mm</p>	


SUCTION NOZZLES

accessory type	article number	article description	
Pipe nozzles	MKFRD	Pointed suction nozzle made of anodised tubular aluminium. Nozzle connected by the MKF ALUMU connection muff, NW50 hoses or extraction arms of the MKF AB NW50 series. Technical data: Capture diameter: 48 mm Connection diameter: 50 mm Total D x L : 50 x 210 mm	
	MKFRD01	Pointed suction nozzle made of anodised tubular aluminium. Nozzle connected by the MKF ALUMU connection muff, NW50 hoses or extraction arms of the MKF AB NW50 series. Technical data: Capture diameter: 48 mm Connection diameter: 50 mm Total D x L : 50 x 300 mm	
	MKFRSDF	Flat, freely bendable and self-supporting tubular stretch nozzle made of plastic. Nozzle connected by the MKFMU connection muff. Technical data: Slit width: 60 mm Slit height: 10 mm Connection diameter: 50 mm Total D x L : 63 x 210 mm	




SUCTION NOZZLES

accessory type	article number	article description	
Pipe nozzles	MKFRSDR	<p>Round, freely bendable and self-supporting tubular stretch nozzle made of plastic. Nozzle connected by the MKFMU connection muff.</p> <p>Technical data: Capture diameter: 25 mm Connection diameter: 50 mm Total D x L : 63 x 210 mm</p>	
	INRRD	<p>Pointed suction nozzle made of anodised tubular aluminium. Nozzle connected by NW75 hoses or extraction arms of the INR AB NW75 series.</p> <p>Technical data: Capture diameter: 73 mm Connection diameter: 75 mm Total D x L : 75 x 250 mm</p>	




SUCTION NOZZLES

accessory type	article number	article description	
Funnel nozzles	MKFTR	<p>Funnel suction nozzle made of white coated aluminium. Nozzle connected by the MKF ALUMU connection muff, NW50 hoses or extraction arms of the MKF AB NW50 series.</p> <p>Technical data: Funnel outer diameter: 210 mm Connection diameter: 50 mm Total D/d x L : 210/50 x 210 mm</p>	





SUCTION NOZZLES

accessory type	article number	article description	
Holder for nozzles	MKFSDH01	Swivellable suction nozzle holder with adjustable lever arm for accommodating suction nozzles and hoses with a diameter of 47 to 52 mm. Mounted with M8 cylinder head screw or size 8 T-nut. Technical data: Swivel range: 90° - 150°, depending on nozzle shape Weight: approx. 0.5 kg (without suction nozzle) Dimensions L x W x H: approx. 200 x 100 x 40 mm	
	MKFSDH02	Swivellable suction nozzle holder with adjustable lever arm for accommodating suction nozzles and hoses with a diameter of 47 to 52 mm. Mounted with M8 cylinder head screw or size 8 T-nut. Technical data: Swivel range: 90° - 150°, depending on nozzle shape Weight: approx. 0.6 kg (without suction nozzle) Dimensions L x W x H: approx. 400 x 200 x 40 mm	
	MKFSDH03	Swivellable suction nozzle holder with adjustable lever arm for accommodating suction nozzles and hoses with a diameter of 47 to 52 mm. Mounted with M8 cylinder head screw or size 8 T-nut. Technical data: Swivel range: 90° - 150°, depending on nozzle shape Weight: approx. 1.2 kg (without suction nozzle) Dimensions L x W x H: approx. 600 x 100 x 40 mm	




EXTRACTION HOODS

accessory type	article number	article description	
Extraction hoods	MKFAH	Extraction hood made of Macrolon. Hood connected by NW50 connecting nozzle. Technical data: Dimensions W x H: 300 x 245 mm	
	INRAH	Extraction hood made of Macrolon. Hood connected by NW70 connecting nozzle. Technical data: Dimensions (W x H): 420 x 320 mm	
	MKFAH02	Extraction hood for accommodating large volumes of light dusts and gaseous pollutants. The flow-optimised air guidance by curtains provides for optimum accommodation with high efficiency at volume flow rates up to approx. 400 m³/h. Hood connected by NW80 connecting nozzle. Technical data: Dimensions L x W x H: 300 x 350 x 105 mm	




EXTRACTION HOODS

accessory type	article number	article description	
Funnel hoods	INRTR01	Transparent extraction hood made of Macrolon. Hood connected by NW75 connecting nozzle. Technical data: Diameter: 290 mm Connection diameter: 75 mm Dimensions D x H: 290 x 200 mm	
	INRTR02	Transparent extraction hood made of Macrolon. Hood connected by NW75 connecting nozzle. Technical data: Diameter: 390 mm Dimensions D x H: 390 x 300 mm	
	INRTR03	Funnel extraction hood made of aluminium. Hood connected by NW100 connecting nozzle. Technical data: Capture diameter: 350 mm Connection diameter: 100 mm Dimensions D x H: 350 x 350 mm	
	INRTR04	Round extraction hood made of aluminium, white powder-coated. Hood connected by NW75 connecting nozzle. Technical data: Capture diameter: 200 mm Connection diameter: 75 mm Dimensions D x H: 200 x 200 mm	


EXTRACTION HOODS

accessory type	article number	article description	
Single slot hoods	IFESH500	<p>Single slit extraction hood with handle made of aluminium, suitable for smoke and fine dusts. Hood connected by NW160 connecting nozzle.</p> <p>Technical data: Slit width: 490 mm Slit height: 18 mm Connection diameter: 160 mm Weight: 2.3 kg Total L x W x H: 500 x 370 x 200 mm</p>	
	IFESH700	<p>Single slit extraction hood with handle made of aluminium, suitable for smoke and fine dusts. Hood connected by NW160 connecting nozzle.</p> <p>Technical data: Slit width: 690 mm Slit height: 13 mm Connection diameter: 160 mm Weight: 2.7 kg Total L x W x H: 700 x 300 x 150 mm</p>	
	On request	<p>Single slit extraction hood for fastening to the wall or to a timber structure. Hood connected by NW160 connecting nozzle.</p> <p>Customized product. Technical data on request.</p>	




EXTRACTION HOODS

accessory type	article number	article description	
Multi slot hoods	MKFMH300	Multiple slit extraction hood made of aluminium. Technical data: Slit width: 40 mm Slit height: 8 mm Connection diameter: 50 mm Total L x W x H: 305 x 220 x 200 mm	
	IFMSH500	Multiple slit extraction hood made of aluminium. Hood connected by NW100 to NW160 connecting nozzle, connecting nozzle not included. Technical data: Slit width: 480 mm Slit height: 6 mm Connection diameter: 100 - 160 mm Total L x W x H: 500 x 300 x 100 mm	
	IFMSH700	Multiple slit extraction hood made of aluminium. Hood connected by NW100 to NW160 connecting nozzle, connecting nozzle not included. Technical data: Slit width: 680 mm Slit height: 6 mm Connection diameter: 100 - 160 mm Total L x W x H: 700 x 300 x 100 mm	



EXTRACTION HOODS

accessory type	article number	article description	
Multi slot hoods	On request	<p>Slit extraction hood for capturing emissions by two outer edge zones and one large capture space. Fitted by hanging on chains with hooks, connected by NW160 nozzle.</p> <p>Technical data: Connection diameter: 160 mm Total L x W x H: 1,500 x 500 x 500 mm</p>	





EXTRACTION BOOTH

accessory type	article number	article description	
Booth	MKFAKB	Extraction cabinet made of powder-coated sheet steel with Plexiglas and integrated light, suitable for downward area extraction. Technical data: Total dimensions L x W x H: 1,030 x 530 x 600 mm	
	MKFAK	Extraction cabinet made of powder-coated sheet steel and Plexiglas, suitable for downward area extraction. Technical data: Total dimensions L x W x H: 1,030 x 530 x 600 mm	
	MKFAK1	Extraction cabinet made of polycarbonate with exchangeable hard glass pane. Technical data: Hard glass pane: 485 x 215 mm Front opening: 520 x 150 mm Suction nozzle: 1 x 50 mm Total dimensions L x W x H: 635 x 480 x 350 mm	
	IFAK01	Extraction cabinet made of powder-coated sheet steel for rearward area extraction. Appropriate front flap made of Plexiglas. Connected by NW 160 connecting nozzle on the rear of the hood with 90° elbow upwards Technical data: Connection diameter: 160 mm Total dimensions L x W x H: 1,200 x 800 (+300 for the nozzle) x 1,000 mm	





EXTRACTION BOOTH

accessory type	article number	article description	
Booth	On request	<p>Extraction cabin made of aluminium frame with walls of powder-coated sheet steel and integrated slatted curtain at the front. Rearward extraction through extraction wall. Connected by 2 x NW50 extraction ports. Suitable for MKF450T.1 extraction and filtering device.</p> <p>Technical data: Working height: 800 mm Connection diameter: 50 mm Total dimensions L x W x H: 820 x 710 x 1,600 mm</p>	
	OER1600P	<p>Blast and extraction cabin with integrated, height-adjustable extraction table on fixable casters. Two hand openings and fresh air openings are installed for optimum capture of the dusts to be extracted. An opening for necessary cables and hoses, an Ex-protected lighting unit as well as an electronically monitored filling valve for automatic locking during operation are available. The fully integrated extraction and filtering device in the bottom section of the booth can be reached through two large maintenance doors for changing the filter. The control unit for operating the extraction booth unites the complete electronic monitoring with continuous regulation of the extraction power, filter monitoring and CO₂ control unit.</p> <p>Technical data: Maximum flow rate: 1,650 m³/h Maximum vacuum pressure: 6,800 Pa Electrical rating: 2.2 kW Current strength: 6.5 A</p>	





EXTRACTION BOOTH

accessory type	article number	article description	
Booth with rear wall	MKFAKR1	Extraction cabin with extraction rear wall made of powder-coated sheet steel for rearward area extraction. With M5 filter mat on perforated plate incl. fastening with Velcro fastener. Technical data: Total dimensions L x W x H: 660 x 500 x 330 mm	
	MKFAKR07	Extraction cabinet with extraction plate for downward and rearward area extraction made of powder-coated sheet steel. Technical data: Connection diameter: 4 x 50 mm Total dimensions L x W x H: 700 x 530 x 600 mm	
	MKFAKR	Extraction cabinet with extraction plate for downward and rearward area extraction made of powder-coated sheet steel. Technical data: Connection diameter: 4 x NW50 mm Total dimensions L x W x H: 1,030 x 530 x 600 mm	
	MKFAKRB	Extraction cabinet with extraction plate and rear wall and integrated light for downward and rearward area extraction made of powder-coated sheet steel Technical data: Connection diameter: 4 x NW 50 mm Total dimensions L x W x H: 1,030 x 530 x 600 mm	




EXTRACTION ARMS

accessory type	article number	article description	
Arms	MKFAB	Extraction arm, swivellable all-round with three joints and integrated throttle valve in the first joint. Technical data: Connection diameter: 50 mm Length: 650 mm	
	MKFAB01	Anti-static extraction arm, swivellable all-round with three joints and integrated throttle valve in the first joint. The galvanised NW50 pipe coupling with conductive EPDM rubber is already included. Technical data: Connection diameter: 50 mm Length: 650 mm	
	MKFAB02	Extraction arm, swivellable all-round with three joints and integrated throttle valve in the first joint. Technical data: Connection diameter: 50 mm Length: 375 mm	
	MKFAB03	Extraction arm, swivellable all-round with three joints and integrated throttle valve in the first joint. Technical data: Connection diameter: 50 mm Length: 945 mm	


EXTRACTION ARMS

accessory type	article number	article description	
Arms	MKFAB04	Extraction arm, swivellable all-round with three joints and integrated throttle valve in the first joint. Technical data: Connection diameter: 50 mm Length: 1,125 mm	
	MKFAB05	Extraction arm with flexible hose made of black plastic with aluminium round nozzle. Technical data: Connection diameter: 50 mm Length: 600 mm	
	MKFAB05A	Flexible, anti-static extraction arm made of black plastic and aluminium round nozzle. Technical data: Connection diameter: 50 mm Length: 600 mm	
	MKFAB06	Extraction arm consisting of a flexible, position-stable plastic hose and streamlined extraction nozzle in ESD-compatible version. Corresponding connection muff made of stainless steel. Technical data: Connection diameter 50 mm Length: 500 mm	



EXTRACTION ARMS

accessory type	article number	article description	
Arms	MKFABOS	Extraction arm, swivellable all-round with three joints and integrated throttle valve in the first joint, without base tube. Technical data: Connection diameter: 50 mm Length: 640 mm	
	MKFABOM	Extraction arm, swivellable all-round with three joints and integrated throttle valve in the first joint, without pipe connecting muff. Technical data: Connection diameter: 50 mm Length: 650 mm	
	MKFABD	Extraction arm, swivellable all-round with three joints and integrated throttle valve in the first joint. For ceiling mounting: Technical data: Connection diameter: 50 mm Length: 650 mm	
	MKFABW	Extraction arm, swivellable all-round with three joints and integrated throttle valve in the first joint. For wall mounting, standing. Technical data: Connection diameter: 50 mm Length: 650 mm	

EXTRACTION ARMS

accessory type	article number	article description	
Arms	MKFABW01	Extraction arm, swivellable all-round with three joints and integrated throttle valve in the first joint. For wall mounting, hanging. Technical data: Connection diameter: 50 mm Length: 650 mm	
	INRAB02T	Extraction arm, swivellable all-round with three joints and integrated throttle valve in the first joint. For table mounting. Technical data: Connection diameter: 75 mm Length: 1,290 mm	
	INRAB02W	Extraction arm, swivellable all-round with three joints and integrated throttle valve in the first joint. For wall mounting. Technical data: Connection diameter: 75 mm Range: 1,550 mm	
	INRAB05T	Extraction arm, swivellable all-round with three joints and integrated throttle valve in the first joint. For table mounting. Technical data: Connection diameter: 100 mm Range: 2,130 mm	




EXTRACTION ARMS

accessory type	article number	article description	
Arms	INRAB03	<p>Extraction arm, swivellable all-round with three joints and incl. oval extraction funnel. Very smooth action due to fourfold pantograph frame guide.</p> <p>Technical data: Connection diameter: 125 mm Range: 3 m Swivel range: 360°</p>	
	IFAB02	<p>Extraction arm, swivellable all-round with integrated throttle valve. Very smooth action due to fourfold pantograph frame guide.</p> <p>Technical data: Connection diameter: 160 mm Range: 2 m</p>	
	IFAB03	<p>Extraction arm, swivellable all-round with extraction hood and three joints with integrated shut-off valve. Very smooth action due to fourfold pantograph frame guide.</p> <p>Technical data: Connection diameter: 160 mm Range: 3 m</p>	




EXTRACTION ARMS

accessory type	article number	article description	
Arms	IFAB03EX	<p>Extraction arm, swivellable all-round with three joints and polyethylene suction hose (surface resistance 10^4 Ohm). For mounting on ceiling console (swivel range approx. 340°) or wall console (swivel range approx. 180°). Suitable for ATEX Zone 1 and Zone 2.</p> <p>Technical data: Connection diameter: 160 mm Range: 3 m</p>	







EXTRACTION ARMS

accessory type	article number	article description	
Arms acc	TKFABKON	Mounting console for extraction arm, suitable for TKFD lid module. Technical data: Connection diameter: 50 mm	
	MKFTK	Console for wall mounting of extraction arms with a diameter of 50 mm. Clamping elements included.	
	MKFWK	Console for table mounting of extraction arms with a diameter of 50 mm. Screws and plugs included.	
	MKFDK025	Console for ceiling mounting of extraction arms with a diameter of 50 mm. Screws and plugs included. Technical data: Length: 250 mm Suitable room height: 2.25 - 2.50 m	
	MKFDK050	Console for ceiling mounting of extraction arms with a diameter of 50 mm. Screws and plugs included. Technical data: Length: 500 mm Suitable room height: 2.50 - 2.75 m	






EXTRACTION ARMS

accessory type	article number	article description	
Arms acc	MKFDK075	Console for ceiling mounting of extraction arms with a diameter of 50 mm. Screws and plugs included. Technical data: Length: 750 mm Suitable room height: 2.75 - 3.00 m	
	MKFDK100	Console for ceiling mounting of extraction arms with a diameter of 100 mm. Screws and plugs included. Technical data: Length: 1,000 mm Suitable room height: 3.00 - 3.50 m	
	MKFWKDS2	Screw-on console of the table clamp type MKF TK for fastening to the side of the filtering device. Including 0.7 m connecting hose.	
	INRABWK	Console for wall mounting of extraction arms with a diameter of 75 mm. Screws and plugs included.	
	INRABAD2	Adapter for connecting the suction hose type MKFSLM to the suction arm with a diameter of 75 mm.	
	IFWKAB	Console for wall mounting of extraction arms with a diameter of 160 mm. Screws and plugs included.	







SUCTION HOSES

accessory type	article number	article description	
Suction hoses	KFS S1_5	Suction hose complete with muffs in anti-static version. 44 mm nominal width Total length 1.5 m	
	KFS S2_5	Pre-assembled suction hose with muffs. 32 mm nominal width Total length: 2.5 m	
	MKFSLM12A	Flexible suction hose for nipples with smooth-walled surface for optimum flow 13 mm nominal width in anti-static version. Internal diameter: 12 mm	
	MKFPU22	Flexible suction hose with smooth-walled surface for optimum flow Made of PU-Flex, transparent. 22 mm nominal width Production length: 20 m	
	MKFSLM32	Flexible suction hose with smooth-walled surface for optimum flow. Highly flexible due to steel coil, longitudinal and transverse thread. 32 mm nominal width	
	MKFSLM	Anti-static, flexible suction hose with smooth-walled surface for optimum flow. 44 mm nominal width Production length: 15 m	







SUCTION HOSES

accessory type	article number	article description	
Suction hoses	MKFS0_3 bis MKF S12,5	Anti-static, flexible suction hose with smooth-walled surface for optimum flow. 44 mm nominal width	
	MKFSA	Electrically conductive, flexible polyurethane suction hose with smooth-walled surface for optimum flow. Surface resistance <math><10^3</math> Ohm 50 mm nominal width Production length: 10 m	
	MKFSLM50HT	Flexible suction hose with smooth-walled surface for optimum flow. Silicone-coated glass fabric and hot galvanised steel band. Temperature resistant up to approx. 300°C, very good resistance to flying sparks. 50 mm nominal width Production length: 10 m	
	MKFPU50A	Flexible PU suction hose with smooth-walled surface for optimum flow. Flame retardant in accordance with DIN 4102 B1, permanently anti-static conductive when spiral is earthed. 50 mm nominal width Production length: 10 m	
	MKFPU50F	Flexible PU suction hose with smooth-walled surface for optimum flow. Flame retardant in accordance with DIN 4102. 50 mm nominal width Production length: 10 m	




SUCTION HOSES

accessory type	article number	article description	
Suction hoses	MKFSLMST03	Flexible suction hose with smooth-walled surface for optimum flow 50 mm nominal width Length max.: 600 mm	
	MKFSLM51	Flexible suction hose with smooth-walled surface for optimum flow 51 mm nominal width Production length 15 m	
	MKFSLM63	Flexible suction hose with smooth-walled surface for optimum flow. 63 mm nominal width	
	MKFSLM71	Flexible suction hose with smooth-walled surface for optimum flow Superflextract 71 mm nominal width Production length 15 m	
	MKFSLM80	Flexible suction hose with smooth-walled surface for optimum flow 80 mm nominal width	
	MKFSLM80A	Anti-static, flexible suction hose with smooth-walled surface for optimum flow. 80 mm nominal width Production length: 10 m	







SUCTION HOSES

accessory type	article number	article description	
Suction hoses	MKFFPU90F	Flexible PU suction hose with smooth-walled surface for optimum flow. Flame retardant in accordance with DIN 4102. 90 mm nominal width Production length 10 m	
	MKFKL100	Flexible suction hose with smooth-walled surface for optimum flow. 100 mm nominal width Production length 10 m	
	IF80AS2	Flame retardant, flexible hose with oil and solvent-resistant properties. 80 mm nominal width Production length 10 m	
	IF100AS2	Flame retardant, flexible hose with oil and solvent-resistant properties. 100 mm nominal width Production length 10 m	
	IF125AS2	Flame retardant, flexible hose with oil and solvent-resistant properties. 125 mm nominal width Production length 10 m	
	IF160AS1	Flexible hose 160 mm nominal width Production length 10 m	






SUCTION HOSES

accessory type	article number	article description	
Suction hoses	IF160AS2	Flame retardant, flexible hose with oil and solvent-resistant properties. 160 mm nominal width	
	ABSEL160	Flame retardant, anti-static hose anti-static < 10 ⁸ Ohm Temperature: -40 °C to 80°C 160 mm nominal width	
	ABSPU250	Flame retardant, flexible PU hose with oil and solvent-resistant properties. 250 mm nominal width	

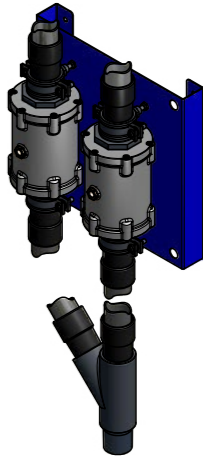

SUCTION HOSES

accessory type	article number	article description	
Suction hoses acc	MKFMU	Anti-static connection muff for suction hose. Attention: Two needed per length of hose 44 mm nominal width	
	MKFMU63	Connection muff for extraction hose. 63 mm nominal width	
	MKFMU50A	Anti-static connection muff for MKFSA suction hose. Internal diameter 50 mm. Attention: Two needed per length of hose.	
	MKFMU32	Connection muff for hose 32 mm nominal width	
	MKFBU50	Suction brush for connecting to suction hose 50 mm nominal width	
	MKFBYP	Bypass regulating valve for air volume regulation DN 50 mm	



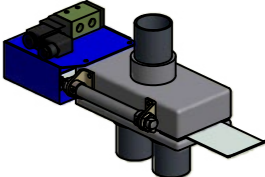
SUCTION HOSES

accessory type	article number	article description	
Suction hoses acc	MKFDK50	Throttle valve 50 mm nominal width	
	MKFDK63	Throttle valve 63 mm nominal width	
	MKIFY	Y connection piece for two hoses Connection diameter: 50 mm	
	MKFYESD	Anti-static Y connection piece for two hoses Connection diameter: 50 mm	
	MKFÜB32	Connecting reduction for plugging into suction nozzle of the extraction device 50 mm nominal width / D 32 mm for suction hose with diameter 32 mm	








SUCTION HOSES

accessory type	article number	article description	
Suction hoses acc	MKFQU2.50	<p>Device for switching between two suction lines</p> <ul style="list-style-type: none"> – for fast switching between two extraction points – easy external control by pneumatic control lines – retaining plate of sturdy sheet steel, powder-coated on both sides in RAL 5015 <p>coarse structure/silk gloss</p> <p>Technical data:</p> <p>Connection nozzle input: 2x NW50</p> <p>Connection nozzle output: 1x NW50</p> <p>Pneumatic control pressure: 2 bar</p> <p>Dimensions in mm (LxWxH): 355 x 355 x 135</p>	
	MKFQU3.50	<p>Device for switching between two suction lines mounted on the extraction and filtering device.</p> <ul style="list-style-type: none"> – for fast switching between three extraction points – easy external control by pneumatic control lines – retaining plate of sturdy sheet steel, powder-coated on both sides in RAL 9005 <p>coarse structure/silk gloss</p> <p>Technical data:</p> <p>Connection nozzle input: 3x NW50</p> <p>Connection nozzle output: 3x NW50</p> <p>Pneumatic control pressure: 2 bar</p> <p>Dimensions in mm (LxWxH): 660 x 330 x 135</p>	







SUCTION HOSES

accessory type	article number	article description	
Suction hoses acc	MKFQU4.50	<p>Device for switching between four suction lines mounted on the extraction and filtering device.</p> <ul style="list-style-type: none"> – for fast switching between four extraction points – easy external control by pneumatic control lines – retaining plate of sturdy sheet steel, powder-coated on both sides in RAL 9005 coarse structure/silk gloss <p>Technical data: Connection nozzle input: 4x NW50 Connection nozzle output: 4x NW50 Pneumatic control pressure: 2 bar Dimensions in mm (LxWxH): 660 x 330 x 135</p>	
	MKFULK50	<p>Deflector slide for deflecting to another suction line (manual actuation) 50 mm nominal width</p>	
	MKFULKPN	<p>Electro-pneumatic actuation of the deflector slide MKFULK50. Consisting of pre-assembled lifting cylinder and electro-pneumatic components. Control voltage 24 VDC</p>	

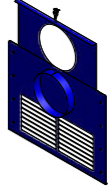


EXTRACTOR CONNECTION PLATES

accessory type	article number	article description	
Connection plates	XINR502	Connection plate with two connections of 50 mm nominal width Dimensions: 245 x 196 mm	
	XNR503	Connection plate with four connections of 50 mm nominal width Dimensions: 245 x 196 mm	
	XINR54R03	Round connection plate with four connections of 50 mm nominal width. Diameter: 165 mm	
	XINR603	Connection plate with one connection of 50 mm nominal width Dimensions: 245 x 196 mm	
	XINR613	Connection plate with one connection of 100 mm nominal width Dimensions: 245 x 196 mm	
	XINR614	Connection plate with two different sized connections: one connection 50 mm nominal width, one connection 80 mm nominal width Dimensions: 245 x 196 mm	
	XINR615	Connection plate with one connection of 80 mm nominal width Dimensions: 245 x 196 mm	





EXTRACTOR CONNECTION PLATES

accessory type	article number	article description	
Connection plates	XINR617	Connection plate with three connections of 75 mm nominal width Dimensions: 245 x 195 mm	
	XINR618	Connection plate with one connection of 125 mm nominal width Dimensions: 245 x 195 mm	
	XINR619	Connection plate with two connections of 80 mm nominal width Dimensions: 245 x 196 mm	
	XINR620	Connection plate with two connections of 63 mm nominal width Dimensions: 245 x 196 mm	
	XINR703	Connection plate without nozzle Dimensions 245 x 196 mm	
	XINR903	Connection plate with one connection of 160 mm nominal width Dimensions: 245 x 196 mm	




EXTRACTOR CONNECTION PLATES

accessory type	article number	article description	
Connection plates	IFAUSB4.1	Circulating air/exhaust air slide for IF.1 devices with blow-off grille and blow-off nozzle with 250 mm nominal width mounted on the rear.	
	MKFAUSB	Blow-off nozzle nominal width 100 mm on the side of the fan module for directed exhaust air guidance.	
	INRAS10D	Two separately adjustable suction nozzles with control slide mounted on the filter housing 100/100 mm nominal width	


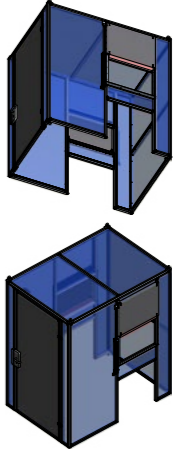
SUCTION MONITORING

accessory type	article number	article description	
Monitoring	MKF1VSTÜ	Flow monitor with switching contact operating voltage 24 VDC Flow available: Output = 0 Flow not available: Output = 24 The flow monitor (ELUWÄ24) is integrated in a T-piece. Hose connection 50 mm nominal width	
	MKF3VSTÜ	Flow monitor with relay contact operating voltage 230 VAC Flow available: Relay contact closed. Flow not available: Relay contact open. The flow monitor (ELUWÄ01) is integrated in a T-piece. Hose connection 50 mm nominal width	
	MKF4VSTÜ	Flow monitor with analogue output Operating voltage 24 VDC Flow 0-16 m/s: Analogue output 0-10 V/DC The flow monitor (ELUWÄ03) is integrated in a T-piece. Hose connection 50 mm nominal width	
	MKF5VSTÜ	Flow monitor with relay contact Operating voltage 24 VDC Flow available: Relay contact closed Flow not available: Relay contact open The flow monitor (ELUWÄ02) is integrated in a T-piece Hose connection 50 mm nominal width	


SUCTION MONITORING

accessory type	article number	article description	
Monitoring	MKF6VSTÜ	Flow monitor with relay contact Operating voltage 24 VDC Flow available: Relay contact closed Flow not available: Relay contact open The flow monitor (ELUWÄ02) is integrated in a T-piece of 100 mm nominal width and suitable for installation in a pipeline. 100 mm nominal width	
	MKF7VSTÜ	Flow monitor with analogue output Operating voltage 24 VDC Flow 0-16 m/s: Analogue output 0-10 V/DC The flow monitor (ELUWÄ04) is integrated in a T-piece. Hose connection 50 mm nominal width	
	MKF8VSTÜ	Flow monitor with two independently adjustable limits (max. 30 m/s) Operating voltage 24 VDC min. Flow available: Contact 1 closed Max. flow not exceeded: Contact 2 closed The flow monitor (ELUWÄ05) is integrated in a T-piece. Hose connection 50 mm nominal width	




LASER PROTECTION BOOTHS

accessory type	article number	article description	
Laser protection booths	LSKWS	Laser protection cabin for laser class 4 comprising <ul style="list-style-type: none"> – high quality aluminium sections and sheet metal modules as well as seals – one lift door with laser window for feeding, control with pneumatic cylinder and safety switch – 1 access door with safety switch – certified for all common labelling lasers up to 100 W – connections for extractor and fresh air integrated – Dimensions: approx. 1,200 x 900 x 2,000 mm Weight: approx. 200 kg Customer-specific dimensions and versions on request.	
	LSKBL	Laser protection cabin for laser class 4 comprising: <ul style="list-style-type: none"> – high quality aluminium sections and sheet metal modules as well as seals -- two lift doors with laser window for feeding, control with pneumatic cylinder and safety switch – 1 access door with safety switch with cut-outs for conveyor belts – certified for all common labelling lasers up to 100 W – connections for extractor and fresh air integrated with tub add-on lamps Dimensions: approx. 2,000 x 1,400 x 2,300 mm Weight: approx. 300 kg Customer-specific dimensions and versions on request.	



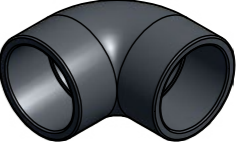




LASER PROTECTION BOOTHS

accessory type	article number	article description	
Laser protection booths	LSKGD	<p>Laser protection cabin for laser class 4 comprising:</p> <ul style="list-style-type: none">– high quality aluminium sections and sheet metal modules as well as seals– two lift doors with laser window for feeding, control with pneumatic cylinder and safety switch– 1 access door with safety switch– certified for all common labelling lasers up to 100 W– connections for extractor and fresh air integrated with tub add-on lamps <p>Dimensions: approx. 1,800 x 1,800 x 2,300 mm Weight: approx. 300 kg Customer-specific dimensions and versions on request.</p>	







LASER PROTECTION BOOTHS

accessory type	article number	article description	
Laser protection booths acc	LSKZL01	Rectangular ventilation module for laser protection cabins for flow-optimised ventilation in laser enclosures. Made of powder-coated sheet steel (RAL7035) Suitable for extraction volumes up to approx. 300 m ³ /h Dimensions L x W x H: 260 x 76.5 x 300	
	LSKZL02	Rectangular ventilation module for laser protection cabins for flow-optimised ventilation in laser enclosures. Made of powder-coated sheet steel (RAL7035) Suitable for extraction volumes up to approx. 300 m ³ /h Dimensions: Diameter 224 mm	
	LSKZL03	Rectangular ventilation module for laser protection cabins for flow-optimised ventilation in laser enclosures. Made of powder-coated sheet steel (RAL7035) Suitable for extraction volumes up to approx. 300 m ³ /h In accordance with DIN EN60825-4 Dimensions L x W x H: 480 x 76.5 x 150	

MISCELLANEOUS ACCESSORIES

accessory type	article number	article description	
Miscellaneous accessories	MKF5045B	Bracket 50° Internal diameter: 50 mm	
	MKF5090B	Bracket 45° Internal diameter: 50 mm	
	MKF5090BA	Aluminium bracket 90° 50 mm nominal width	
	MKF5090T	T-branch 90° 50 mm nominal width	
	MKF5090X	Cross piece 4 x 50 mm nominal width	
	MKF50AMU	PVC connecting nozzle with taper Diameter: 50 mm	
	MKF50AMUR	PVC connecting nozzle with taper and clamping screw Diameter: 50 mm	

MISCELLANEOUS ACCESSORIES

accessory type	article number	article description	
Miscellaneous accessories	MKF50RMR	Pipe connecting muff with knurled screw Internal diameter: 50 mm	
	MKF50RMU	Pipe connecting muff Internal diameter: 50 mm	
	MKF50SDF	Hose bushing Diameter: 50 mm	
	MKF50VMU	Connection muff Diameter: 50 mm Length: 60 mm	
	MKFHP50	Hard PVC tube Diameter: 50 mm	
	MKFRKL50	Pipe clip Diameter 50 mm	
	MKFALUMU	Powder-coated connection muff made of aluminium Internal diameter: 50 mm Length: 60 mm	